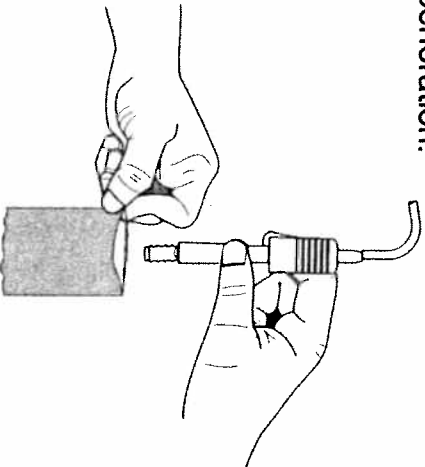


# INSTRUCTIONS

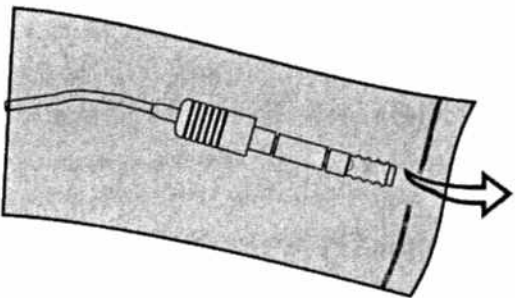
for using Part No.58010  
Disposable Sheath for use with  
Disposable Vaginal Speculum

1 Pull out sheath and tear off at perforation.

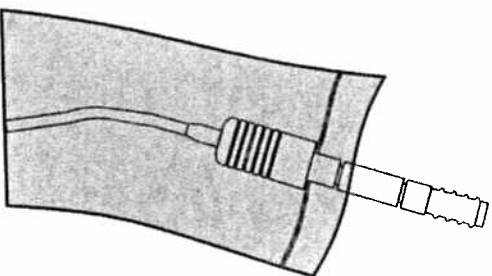


2 Hold open end of sheath and insert light source.

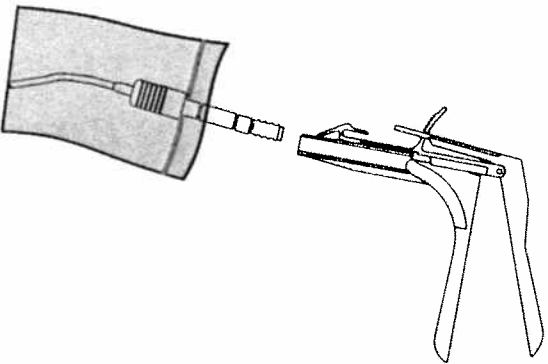
3 Feed bulb end of the light handle thru the opening in the sealed end of the sheath.



4 Seat the lip on the light handle against the sealed seam on the sheath.



5 Install light handle into speculum.



# TTND

  
**Welch Allyn**

No.58010  
DISPOSABLE  
SHEATH  
FOR

**KLEENSPEC<sup>®</sup>**  
DISPOSABLE VAGINAL  
SPECULA  
(FOR NO.78000 LIGHT HANDLE)

MANUFACTURED IN THE  
USA EXCLUSIVELY FOR  
WELCH ALLYN

STATE STREET ROAD  
SKANEATELES FALLS, N.Y. 13153-0220

NOTE: This product does not contain latex rubber.  
580109A 8/94