


<b>Document Description:</b> TSB-CP150 V2.00.05 SOFTWARE RELEASE	<b>Document Number:</b> 20014018 <b>Version:</b> A
	Page 1 of 5
Printed or electronic versions of this document not accessed directly from the designated Welch Allyn Controlled Quality Information System are For Reference Only.	

## *Technical Service Bulletin*

<b>Product:</b>	CP150 Electrocardiographs with Spirometry option	<b>Date:</b>	2015-07-15
<b>Subject:</b>	TSB-CP150 V2.00.05 SOFTWARE RELEASE		
<b>HW Version(s) Affected:</b>	All CP150 with Spirometry Options	<b>SW Version(s) Affected:</b>	<ul style="list-style-type: none"> <li>• V2.00.02</li> <li>• V2.00.03</li> </ul>
<b>Serial Numbers Affected:</b>	NA	<b>Lot or Date Code Affected:</b>	NA
<b>Classification:</b>	As Needed		
<b>Distribution:</b>	<input checked="" type="checkbox"/> Customer Care <input checked="" type="checkbox"/> Product Service <input checked="" type="checkbox"/> Field Service <input checked="" type="checkbox"/> ASPs <input type="checkbox"/> Distributors <input type="checkbox"/> Customers <input checked="" type="checkbox"/> Company Confidential		


**THIS DOCUMENT CONTAINS CONFIDENTIAL INFORMATION**

It can be distributed or made available to only those individuals, companies, and organizations which have current Welch Allyn Confidentiality Agreements, and have a need to know.

<b>Training Required:</b>	<input checked="" type="checkbox"/> Yes <input type="checkbox"/> No
<b>Summary:</b>	<p>The Welch Allyn Diagnostic Cardiology Team is releasing a new version of software for the CP150 electrocardiographs. This version improves the spirometry calibration process and incorporates the software fix outlined below.</p> <p>This update incorporates all prior updates.</p> <p><u>NOTE:</u> This software update is not applicable for China CP150 units until registration of version 2.xx is completed.</p>

**Issue:**

It was found that, at certain altitudes, due to a change in atmospheric pressures, the Spirometry calibration may consistently be unable to achieve the acceptable +/-3% Error criteria while using a calibrated syringe, good tubing, and good calibration techniques. This issue does not affect the accuracy of patient results, but may cause customers to believe their device is not functioning correctly.

<b>Document Description:</b> TSB-CP150 V2.00.05 SOFTWARE RELEASE	<b>Document Number:</b> 20014018 <b>Version:</b> A
	Page 2 of 5
Printed or electronic versions of this document not accessed directly from the designated Welch Allyn Controlled Quality Information System are For Reference Only.	

The new software also includes:

- Addition of a Reset button on Service page to reset Spirometry calibration gain to 1.0

**Service Strategy:**

Customer Care / Technical Support: When a call is received with a complaint that the Spirometry calibration is unable to achieve the acceptable +/-3% Error passing criteria:

- 1) Verify that software version 2.00.05 or higher is installed
  - a. If the software version is not at version 2.00.05, update the device per the instructions in the **Update Procedure** section of this bulletin then proceed to step 2.
- 2) Check that they are using a calibrated syringe
- 3) Check that the tubing is not kinked and in good condition
- 4) Check that there is no ventilation blockage at the Spirometry module on the back of CP150
- 5) Check that calibration technique is correct
- 6) Check that the last 2-3 Spirometry calibrations gave a consistent error percentage
- 7) Request that the customer perform another spirometry calibration and that they press the **“Accept”** button (instead of “Retry”) even when the reading is outside of the acceptable +/-3% Error range.
  - a. Each subsequent calibration attempt should bring the results closer to the acceptable +/-3% Error range.
  - b. Repeat step 7 until the readings fall within the acceptable +/-3% Error range.

**Note:** Pressing the Spirometry Calibration Reset button under the service page will reset the Gain value back to 1.0

**Action:**

This software update is only applicable for customers using the Spirometry option or that have the intention of upgrading their existing CP150 with the Spirometry option.

**Update Procedure:**

**NOTE: This software update can be delivered via the Welch Allyn Service Tool only.**

**Welch Allyn Service Tool:**

The software update will only be available via the Welch Allyn Service Tool. You must download the software package as described below before performing the software update through the Welch

THIS INFORMATION IS THE PROPERTY OF WELCH ALLYN, INC. AND AS SUCH SHALL NOT BE REPRODUCED, COPIED, OR USED AS A BASIS FOR THE MANUFACTURE OR SALE OF EQUIPMENT OR DEVICES WITHOUT THE EXPRESS WRITTEN PERMISSION OF WELCH ALLYN, INC.



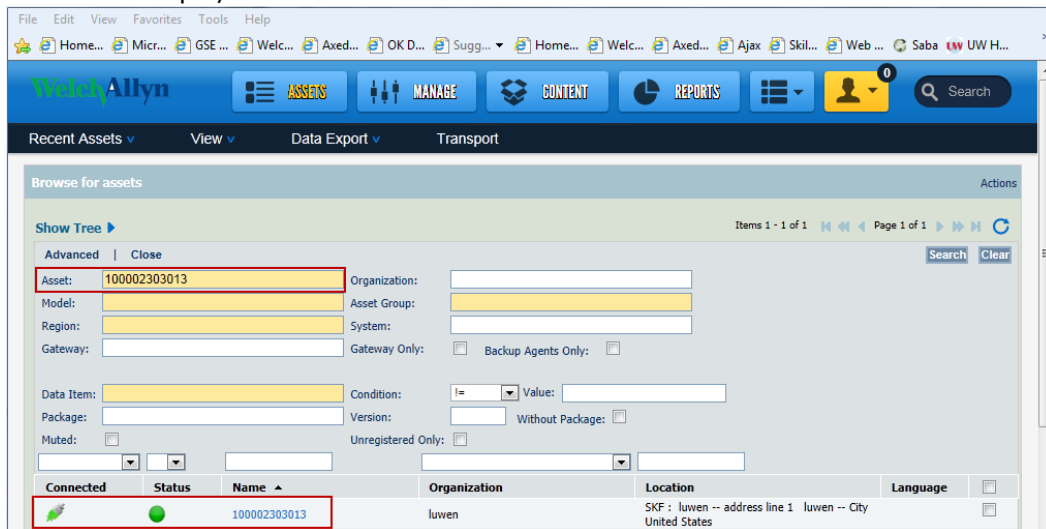
Printed or electronic versions of this document not accessed directly from the designated Welch Allyn Controlled Quality Information System are For Reference Only.

Allyn Service Tool under the Upgrade tab.

**Procedure to push the V2.00.05 software package to the PC connected to, or managing, the device.**

Download **CP150\_2.00.05 Package** (manual push only)

1. Log on to PartnerConnect: <https://welchallynsolutions.com>
2. Go to the Service tab.
3. In the asset field, enter the serial number of the device to be updated and click "Search." (Connected device shown in example)



4. Select the device by clicking on the device name in the list to open the device dashboard screen.
5. Select "Upgrade this asset" on the right side of the dashboard.



THIS INFORMATION IS THE PROPERTY OF WELCH ALLYN, INC. AND AS SUCH SHALL NOT BE REPRODUCED, COPIED, OR USED AS A BASIS FOR THE MANUFACTURE OR SALE OF EQUIPMENT OR DEVICES WITHOUT THE EXPRESS WRITTEN PERMISSION OF WELCH ALLYN, INC.



Printed or electronic versions of this document not accessed directly from the designated Welch Allyn Controlled Quality Information System are For Reference Only.

6. Select "CP150\_2.00.05" from the list of available packages.

Name	Version	Model
Clean_CVSM2.20.00	1.0.0.0	WA ServiceTool
CP150_2.00.02	1.0.0.0	WA ServiceTool
CP150_2.00.03	1.0.0.0	WA ServiceTool
<b>CP150_2.00.05</b>	1.0.0.0	WA ServiceTool
CVSM 2.20 upgrade	2.20.0.0	WA ServiceTool
CVSM-CIWS 1.70.03	1.70.3	WA ServiceTool
CVSM-CIWS 1.70.04	1.70.4	WA ServiceTool
CVSM-CIWS 1.71.02	1.7.1.2	WA ServiceTool
CVSM-CIWS 1.71.03	1.0.0	WA ServiceTool
Download Office Profile Authorization Code	1.0	WA ServiceTool

7. Confirm the package appears in the recent actions pane (center screen).

Assets: 100002303013

Location: 100002303013

Organization: luwen  
Region: North America  
Location: SKF  
luwen -- address line 1  
luwen -- City United States  
Language:

Serial number: 100002303013  
Model: CP150\_FMD  
Asset Group(s): /Root Asset Group/Default Model Group/CP150\_FMD Default Group  
Status: Good  
Registration: 6/30/14 11:59 AM  
Last contact: 6/30/14 12:30 PM (17 seconds ago)  
Agent Version: 5.3.3  
Ping rate: 30 seconds  
Time zone: Atlantic Daylight Time  
Muted: No Mute  
Gateway: luwen\_wn7\_SKLYAMAMOTL7

Recent Actions

6/30/14 12:27 PM	Delivered to Agent	Package Deployed [CP150_1.00.03 ]
6/30/14 12:21 PM	Successful	Set Device Id [Id=193966 ]
6/30/14 11:59 AM	Successful	Set Device Id [Id=193966 ]

Data

6/30/14 12:13 PM	Firmware_Version: 1.00.01
6/30/14 12:03 PM	License_Key: 1.0
6/30/14 12:03 PM	Last_Calibration_Date: NA
6/30/14 12:03 PM	Device_Runtime: 0


Uploaded Files

The initial status will be: "Waiting to deliver." After a minute the status will change to: "Started," and finally to: "Complete."

The package will be downloaded to:

**Windows XP:** C:\Program Files\Welch Allyn\RSDS\DefaultProject\CP150\_FMD \< device serial number >\Upgrade\CP150\_2.00.05

**Windows 7:** C:\Program Files (x86)\Welch Allyn\RSDS\DefaultProject\CP150\_FMD \< device serial

<b>Document Description:</b> TSB-CP150 V2.00.05 SOFTWARE RELEASE	<b>Document Number:</b> 20014018 <b>Version:</b> A
	Page 5 of 5
Printed or electronic versions of this document not accessed directly from the designated Welch Allyn Controlled Quality Information System are For Reference Only.	

*number >\Upgrade\CP150\_2.00.05*

8. Update the CP150 using the appropriate Welch Allyn Service Tool procedure.

**Update Procedure:** The software update will be delivered via the Welch Allyn Service Tool only.

**End of Bulletin**

**Revision History**

<b>Version</b>	<b>Sec, Pg, Para Changed</b>	<b>Change Made</b>	<b>Date Version Created</b>	<b>Version Created By (initials)</b>
A	N/A	Initial Release	2015-06-12	AO

THIS INFORMATION IS THE PROPERTY OF WELCH ALLYN, INC. AND AS SUCH SHALL NOT BE REPRODUCED, COPIED, OR USED AS A BASIS FOR THE MANUFACTURE OR SALE OF EQUIPMENT OR DEVICES WITHOUT THE EXPRESS WRITTEN PERMISSION OF WELCH ALLYN, INC.