



**Technical Service Bulletin**

**PATIENT MONITORS**

Welch Allyn, Inc.<sup>®</sup>  
4341 State Street Road  
Skaneateles Falls, New York  
13153-0220 USA

Tel: 1-800-535-6663 Fax: 1-315-685-3361  
[www.WelchAllyn.com](http://www.WelchAllyn.com)

**Bulletin Type: AS NEEDED**

**Manufacturer: Welch Allyn**

**Date: 2014-08-25**

**SAP DIR #: 20013880**

**THIS DOCUMENT CONTAINS CONFIDENTIAL INFORMATION**

It can be distributed or made available to only those individuals, companies, and organizations which have current Welch Allyn Confidentiality Agreements, and have a need to know.

<b>Subject:</b>	TSB-LXi HANDLE HOUSING SCREW REPLACEMENT
<b>Distribution Scope:</b>	Welch Allyn Global Technical Support, Product, Field & Customer Service Teams, & WA ASP's.
<b>Product(s) Referenced:</b>	All SPOT 4500 LXIs 421037 / SCR,4-20X.31 PLASTITE PH TORX (SHORT) 713015 / SCREW, PLASTITE #4-20 X .500 PAN HEAD (LONG) 700103 / HSG, REAR, ULTRA 700101 / HSG, HANDLE, ULTRA
<b>Summary:</b>	Welch Allyn manufacturing is lengthening the screws used to fasten the rear housing (700103) to the handle housing (700101) to address the occurrence of the shorter plastite (self-tapping) screws (421037) stripping out the screw bosses of the handle housing.
<b>Issue:</b>	The shorter screws that were used to attach the rear housing to the handle housing have been found to strip out the screw bosses of the handle housing.



THIS INFORMATION IS THE PROPERTY OF WELCH ALLYN, INC. AND AS SUCH SHALL NOT BE REPRODUCED, COPIED, OR USED AS A BASIS FOR THE MANUFACTURE OR SALE OF EQUIPMENT OR DEVICES WITHOUT THE EXPRESS WRITTEN PERMISSION OF WELCH ALLYN, INC.

**Action:**


**NOTE:** Service Centers and Customer Care use As Needed:

**Service Center repair:**

If, during a repair, it is necessary to reassemble the rear housing to the handle housing, attach the rear housing (700103) onto the handle housing (700101) using two **long** screws (713015). Torque to 3.75 +/- .4 inch lbs.



Use 713015 (longer) screw!



**Customer Care:**

Biomedics needing to replace the two screws that attach the rear housing (700103) onto the handle housing (700101) should be given part number 713015 / SCREW, PLASTITE #4-20 X .500 PAN HEAD. If there is any indication given that screw bosses have been stripped, also recommend the replacement of the handle housing, 700101 / HSG, HANDLE, ULTRA.

<p><b>Reference to Standards:</b></p>	<ul style="list-style-type: none"> <li>• 21 CFR Part 820, ISO 13485, MPD SOP-0002</li> </ul>
<p><b>Required Tools:</b></p>	<p>Torque Driver</p>
<p><b>Required Materials:</b></p>	<p>713015 / SCREW, PLASTITE #4-20 X .500 PAN HEAD (X2)</p>

<b>Quality Documents:</b>	<p><b>All service centers using SAP to record service transactions:</b> For each product serviced, record the service activity in SAP.</p> <p><b>All other service centers and Field Service:</b> For each product serviced, complete and file a service report and attach to the service DHR.</p>
---------------------------	--

**Notes:**

1. Contact Welch Allyn regarding any questions or concerns from this or other issues.
2. Drawings, illustrations, and part numbers in this document are for reference purposes only and subject to change.

**End of Bulletin**

<b>Revision History</b>					
<b>Version</b>	<b>Description</b>	<b>Change #</b>	<b>Init</b>	<b>Release Date</b>	<b>Appr</b>
A	Initial Release	D*	SMB	D*	D*
D* SEE SAP DIR FOR CHANGE NUMBER, APPROVER NAME AND DATE OF APPROVAL					