

Welch Allyn presents
Health o meter® Professional Scales
Scaled precisely to meet your needs





Welch Allyn® presents Health o meter® Professional Scales

Scaled precisely to meet your needs

For nearly 100 years, Welch Allyn has been a leader in diagnostic devices and vital signs collection, with industry-leading blood pressure, thermometry, and SpO₂ technologies. Complementing our range of devices that make it easier to assess, diagnose, and treat patient conditions are Health o meter scales—a complete line of accurate, connected scales that fit just about any patient in just about any setting.

- Extended range of wheelchair, bariatric, infant, digital, and mechanical scales for every general care setting and situation
- Connectivity to select vital signs devices like the Welch Allyn Spot Vital Signs® LXi and direct connection to EMR/HIS
- A tradition of developing precise, accurate devices to give you confidence in readings and reliability
- Most digital scales equipped with BMI, easy-to-read display, zero-out, auto zero, and auto-off features (complete specifications on back)

We offer a wide range of scales for just about any application:

Wheelchair



ProPlus Technology

Ideal for bariatric, long-term, and acute care patients. The benefits of ProPlus technology, plus:

- 400 kg capacity
- Large platform accommodates most bariatric wheelchairs
- Foldable, remote display, and fixed mounting options available
- 3-year warranty

2500KGWA, 2600KGWA, 2650KGWA

Handrail Bariatric



ProPlus Technology

Designed for accurate measurements on all patients in high-volume acute care or bariatric settings. The benefits of ProPlus technology, plus:

- 400 kg capacity
- 180° swivel display
- Handrails to enhance patient stability
- 3-year warranty

2101KGWA

Column



Professional Heavy Duty

Precise technology equipped for the rigors of daily use in both primary and hospital care settings.

- Up to 272 kg capacity
- Built-in height rod (597 Models only)
- 350° swivel display
- Waist and eye-level options available
- 2-year warranty

597KGWA, 597KLWA,
599KGWA, 599KLWA



Professional Standard

Reliable measurements for primary and acute care settings.

- Up to 200 kg capacity
- Built-in height rod
- 2-year warranty

500KLWA

ProPlus®



ProPlus® Series—a new scale of innovation

With best-in-class technology, our wheelchair and bariatric scales come equipped with features that help improve accuracy and connectivity while reducing operation time and total cost of ownership. ProPlus® series scales are a smart choice for any facility looking to reduce maintenance and enhance accuracy and connectivity on the most challenging patients.


- Digital load cells allow easy maintenance without requiring calibration
- EMR-ready USB and serial port connectivity
- Industry-best 3-year warranty

*Note: Not all scales available in all regions. Contact your Welch Allyn representative for local availability.

Collect and Connect

Welch Allyn Healthometer scales take the weight of manual documentation off of your shoulders. With standard USB and serial port connectivity options to your EMR/HIS, and direct connectivity to select vital signs devices like the Welch Allyn Spot Vital Signs® LXi, our range of scales can help you save time and reduce documentation errors.*

*Connectivity option availability varies by scale and by country. Contact your Welch Allyn representative for current availability.



Floor




Professional Heavy Duty

Flexible mounting and accurate readings for settings where space is tight.

- Up to 272 kg capacity
- Display mounts to wall or table
- Optional carrying case available
- 2-year warranty

752KGWA



Connected

Integrate data with vital signs devices and connect weight measurements to your EMR system.

- Up to 180 kg capacity
- Display mounts to wall or table
- Connectivity to Welch Allyn Spot Vital Signs® LXi
- 2-year warranty

349KLXWA

Baby



Precise measurements for your smallest patients.

- 23 kg capacity
- Easy-to-clean tray
- Clear, easy-to-read display
- Built-in tape measure
- 2-year warranty

522KLWA

Mechanical

















Professional Standard

The economical choice for primary care practices.

- Large platform
- Column and floor scale options available
- 1-year warranty (160KGWA)
- 10-year warranty (402KLWA)

160KGWA, 402KLWA

	Wheelchair			Handrail Bariatric	Column					Floor		Baby	Mechanical	
														
	2500KGWA ProPlus Wheelchair	2600KGWA ProPlus Wheelchair Foldable	2650KGWA ProPlus Wheelchair Floor	2101KGWA ProPlus Platform Handrail	597KGWA Heavy-Duty Eye-Level Digital Scale	597KLWA Heavy-Duty Eye-Level Digital Scale	599KGWA Heavy-Duty Waist-Level Digital Scale	599KLWA Heavy-Duty Waist-Level Digital Scale	500KLWA Digital Column Scale ¹	752KGWA Heavy-Duty Digital Floor Scale	349KLXWA Digital Floor Scale	522KLWA Digital Baby Scale	402KLWA Mechanical Column Scale ¹	160KGWA Mechanical Floor Scale
Regulatory														
CE 0459 and Class III	•	•	•	•	•					•				
CE 0459									•				•	
Specifications														
Capacity (kg)	400	400	400	400	272	272	272	272	220	272	180		200	180
Resolution (kg)	0.1	0.1	0.1	0.1	0.1	0.1	0.1	0.1	0.1	0.1	0.1	5g (0-9 kg) 10g (9-23 kg)	0.1	1
Capacity (lb)						600		600	500		400	50	500	
Resolution (lb)						0.2		0.2	0.2		0.2	0.2 oz (0-20 lb) 0.5 oz (20-50 lb)	0.25	
BMI	•	•	•	•	•	•	•	•	•	•				
Zero-Out/Tare	•	•	•	•	•	•	•	•	•	•	•	•		
Hold/Release	•	•	•	•	•	•	•	•	•	•	•	•		
Auto Zero	•	•	•	•	•	•	•	•	•	•	•	•		
Auto Off	•	•	•	•	•	•	•	•	•	•	•	•		
Reweigh	•	•	•	•										
Lb/Kg Lock-Out						•		•	•		•	•		
Lb/Kg Conversion						•		•	•		•	•		
Digital Load Cells/ No Calibration Needed	•	•	•	•										
Connectivity														
USB	•	•	•	•	•	•	•	•	•	•	•	•		
Serial Port	•	•	•	•	•	•	•	•	•	•	•			
Accessories/Additional Features														
Power Adapter Included ²	•	•	•	•	•	•	•	•	•	•	•	•		
Batteries Included ²									•		•	•		
Height Rod/Tape					60-213 cm (24"-84")	60-213 cm (24"-84")			76-214 cm (30"-84")			0-58 cm (0"-23")	60-213 cm (24"-84")	
Wheels	•	•	•	•	•	•	•	•	•				• opt	
Foldable		•												
Warranty/Service														
Warranty (Years)	3	3	3	3	2	2	2	2	2	2	2	2	10	1

Not all products are available in all countries due to different regulations. Please contact your local representative for more detailed information.

¹The 500KLWA and the 402KLWA are not accuracy-rated scales: they do not have Class III accuracy. Furthermore, the 500KLWA cannot be used in EEA countries (CE countries) for weighing patients for the purposes of monitoring, diagnosis and medical treatment.

²For more detailed specifications, visit us online at www.welchallyn.com

For more information on Health o meter Professional Scales, Contact your local Welch Allyn representative or visit www.welchallyn.com.

Health o meter professional scales are not available from Welch Allyn in the United States or Canada.

For availability in these countries, please visit www.homscales.com.

Welch Allyn Corporate Headquarters
4341 State Street Road, P.O. Box 220
Skaneateles Falls, NY 13153-0220, U.S.A.
Telephone: +1.315.685.4602
+1.800.535.6663
Fax: +1.315.685.0054

European Customer Service: +353 46 90 67790
Australia: +61 29 638 3000
Benelux: +31 202 061 360
China: +86 21 6327 9631
France: +33 155 69 58 49
Germany: +49 6950 985 132

Latin America (Miami office): +1 305 669 9003
Malaysia: +603 78753341
Singapore: +65 6419 8100
South Africa: +27 11 777 7555
Sweden: +46 858 536 551
United Kingdom: +44 207 365 6780

WelchAllyn