

INSERTING MIRCOPAQ CABLES

WelchAllyn
Partners
in Care



ECG SpO₂



INSERTING MIRCOPAQ CABLES

WelchAllyn
Partners
in Care



ECG SpO₂




ECG Cable

To Insert:

- End of ECG cable is **BLACK** with ridged area
- One side of ECG cable is **flat**, other side is round
- Align **flat** side of ECG cable to **flat** side of Micropaq port labeled ECG
- Insert cable into ECG port. **Do Not twist cable.**

To Remove:


- Grasp end of ECG cable on the **BLACK** area with the ridges
- Press down on ridges and remove ECG cable
- Acknowledge Micropaq Equipment Alert by pressing 

SpO2 Cable

To Insert:

- End of SpO2 cable is round to match round SpO2 port on Micropaq
- The SpO2 cable is **LIGHT GRAY** with **raised dots** and is labeled with the word SpO2
- Grasp end of SpO2 cable on **LIGHT GRAY** area with **raised dots**
- Align SpO2 label on cable to SpO2 label on Micropaq
- Insert cable into round SpO2 port on Micropaq. **Do Not twist cable.**

To Remove:


- Grasp SpO2 cable on the **LIGHT GRAY** area with **raised dots**
- Remove SpO2 cable
- Acknowledge Micropaq Equipment Alert by pressing 

ECG Cable

To Insert:

- End of ECG cable is **BLACK** with ridged area
- One side of ECG cable is **flat**, other side is round
- Align **flat** side of ECG cable to **flat** side of Micropaq port labeled ECG
- Insert cable into ECG port. **Do Not twist cable.**

To Remove:


- Grasp end of ECG cable on the **BLACK** area with the ridges
- Press down on ridges and remove ECG cable
- Acknowledge Micropaq Equipment Alert by pressing 

SpO2 Cable

To Insert:

- End of SpO2 cable is round to match round SpO2 port on Micropaq
- The SpO2 cable is **LIGHT GRAY** with **raised dots** and is labeled with the word SpO2
- Grasp end of SpO2 cable on **LIGHT GRAY** area with **raised dots**
- Align SpO2 label on cable to SpO2 label on Micropaq
- Insert cable into round SpO2 port on Micropaq. **Do Not twist cable.**

To Remove:

- Grasp SpO2 cable on the **LIGHT GRAY** area with **raised dots**
- Remove SpO2 cable
- Acknowledge Micropaq Equipment Alert by pressing 

WelchAllyn®

8500 SW Creekside Place • Beaverton, OR 97008

1-800-289-2500

©2003, Welch Allyn. All rights reserved. SM2839 Rev B. 2/05

WelchAllyn®

8500 SW Creekside Place • Beaverton, OR 97008

1-800-289-2500

©2003, Welch Allyn. All rights reserved. SM2839 Rev B. 2/05